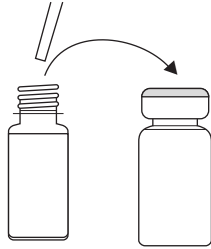


Glyphosate ELISA, Derivatization Procedure

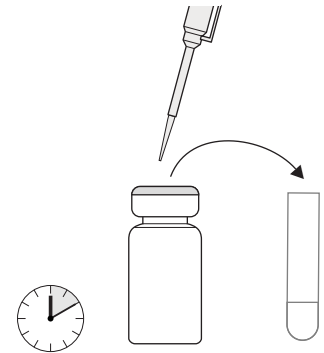
1. Derivatization Reagent Preparation

Dilute the derivatization reagent by adding 3.5 mL of the Derivatization Reagent Diluent (clear screw top glass vial) to the derivatization reagent vial (clear crimp top glass vial). Vortex and set aside.



4. Addition of Derivatization Reagent

Add 100 μ L of the diluted derivatization reagent (prepared in step 1) to each standard, control, and sample successively using a micropipette. Vortex each tube immediately after the addition of derivatization reagent for 15-30 seconds. Incubate tubes at room temperature for 10 minutes.



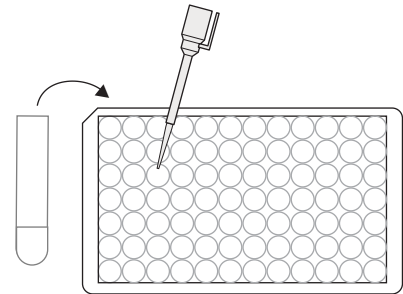
2. Addition of Sample to Test Tubes

Add 250 μ L of each standard, control, and sample to the appropriate labeled glass test tube.

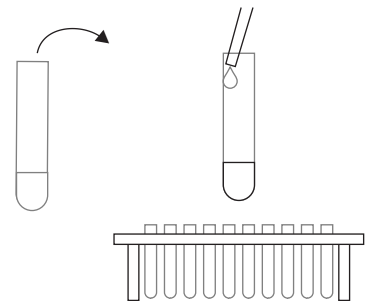


5. Analysis by ELISA

The derivatized standards, control, and samples can then be analyzed using the Glyphosate Plate or Tube ELISA Kits.

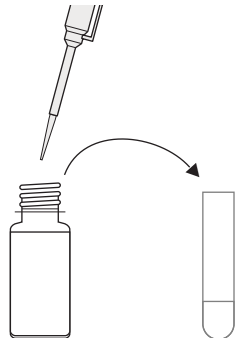


OR



3. Addition of Buffer

Add 1 mL of Glyphosate assay buffer to each tube. Vortex each tube for approximately 1-2 seconds.



For Ordering or Technical Assistance Contact:
ABRAXIS, INC
124 Railroad Drive
Warminster, PA 18974
Phone: 215-357-3911
Fax: 215-357-5232
www.abraxiskits.com