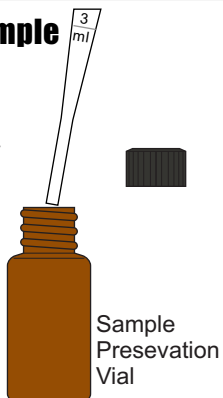


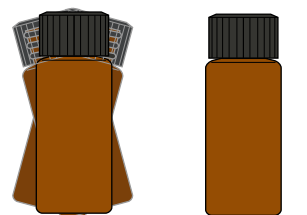
Algal Toxin Strip Test Anatoxin-a Drinking and Recreational Waters

1. Collect/Preserve Sample

Using the graduated pipette provided, transfer 3 mL of SAMPLE to the sample preservation vial containing the dried preservation reagents.

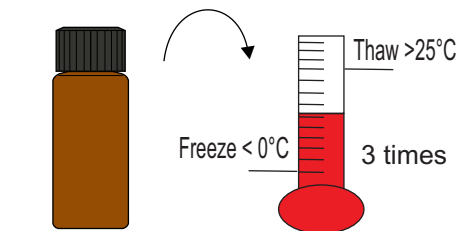


2. Shake and incubate



30 seconds 5 minutes
Cap and shake for 30 seconds.
Let rest for 5 minutes.

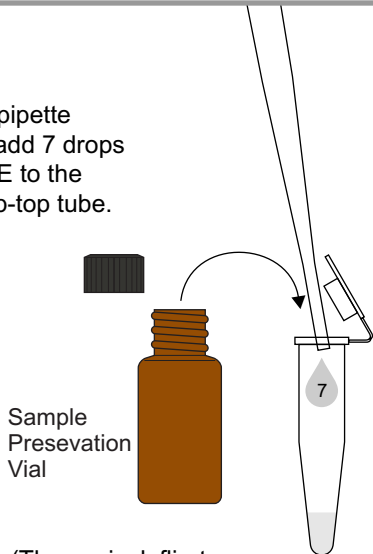
Optional: Freeze/Thaw



Place vial on its side in freezer to freeze and then thaw sample at room temperature. Repeat process two more times. Please refer to user's guide for more information.

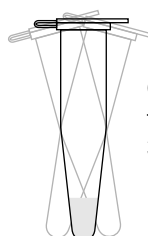
3. Transfer

Using the pipette provided, add 7 drops of SAMPLE to the conical, flip-top tube.



(The conical, flip-top tube contains dried reagents.)

4. Shake and incubate



Close the conical, flip-top tube and shake for 30 seconds.



Incubate for 10 minutes.



(Dried reagents will dissolve, turning the sample purple.)

5. Test

Insert test strip into conical, flip-top tube with arrow pointing down (sample pad down).

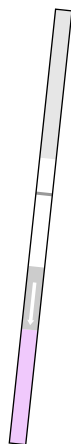


Incubate for 10 minutes.

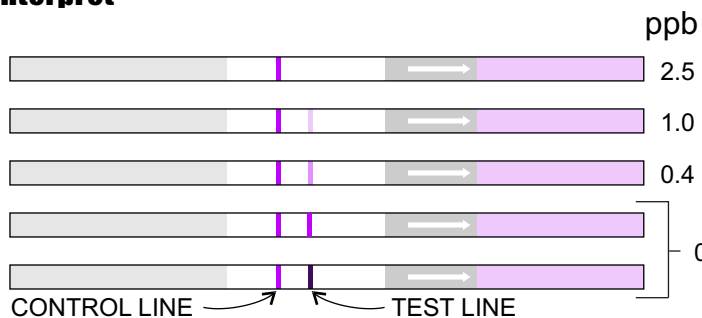


6. Dry

Remove test strip. Lay flat and allow to continue developing for 5 minutes.



7. Interpret



INTERPRET TEST

CONTROL LINE	TEST LINE	INTERPRETATION
NO CONTROL LINE PRESENT	NO TEST LINE PRESENT	INVALID RESULT
CONTROL LINE PRESENT	NO TEST LINE PRESENT	>2.5 ppb
CONTROL LINE PRESENT	MODERATE INTENSITY TEST LINE PRESENT	BETWEEN 0 AND 2.5 ppb

For Ordering or Technical Assistance Contact:

ABRAXIS, Inc. 124 Railroad Drive, Warminster, PA 18974 Phone: 215-357-3911 Fax: 215-357-5232 www.abraxiskits.com